

PHONICS PARENT PRESENTATION

January 2023

Miss Duckham

WHAT IS PHONICS ?

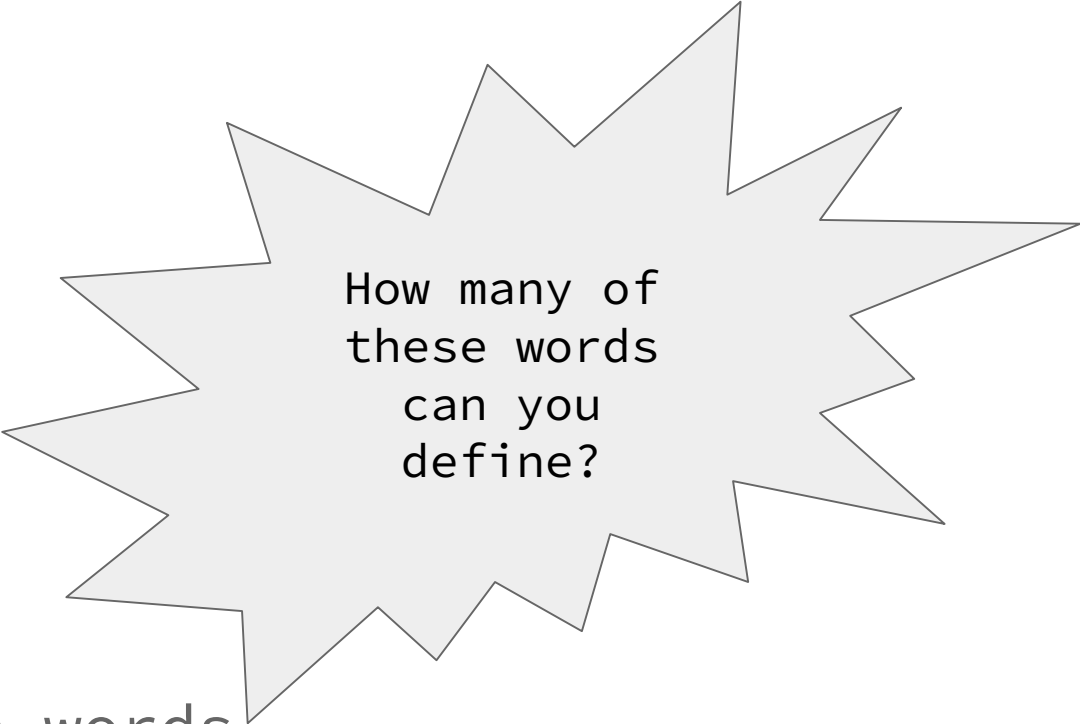
- ★ Helping children to learn the relationship between the letters of written language and the sounds of spoken language. A method of teaching people to read by correlating the sounds with symbols in an alphabetic writing system.

Systematic Phonics

- ★ Systematic phonics is a planned method of teaching a carefully selected sequence of letter/sounds relationships.
 - children learn the sounds represented by letters (or combinations of letters) and how they are put together to make words.

TERMINOLOGY

- ★ phoneme
- ★ grapheme
- ★ digraph
- ★ split digraph
- ★ trigraph
- ★ segmenting
- ★ blending
- ★ common exception words



How many of
these words
can you
define?

TERMINOLOGY

★ phoneme – the smallest unit of speech sound
(what you can hear)

★ grapheme

★ digraph

★ Split digraph

★ trigraph

★ segmenting

★ blending

★ common exception words

TERMINOLOGY

- ★ phoneme

- ★ grapheme – the written representation of a phoneme (what you can see)

- ★ digraph

- ★ Split digraph

- ★ trigraph

- ★ segmenting

- ★ blending

- ★ common exception words

TERMINOLOGY

- ★ phoneme
- ★ grapheme
- ★ digraph – a phoneme represented by two letters e.g. ai, th, ck etc.
- ★ Split digraph
- ★ trigraph
- ★ segmenting
- ★ blending
- ★ common exception words

TERMINOLOGY

- ★ phoneme
- ★ grapheme
- ★ digraph
- ★ split digraph – two letters that work as a pair to make one sound, but are separated within the word. E.g. a-e = make and late
- ★ trigraph
- ★ segmenting
- ★ blending
- ★ common exception words

TERMINOLOGY

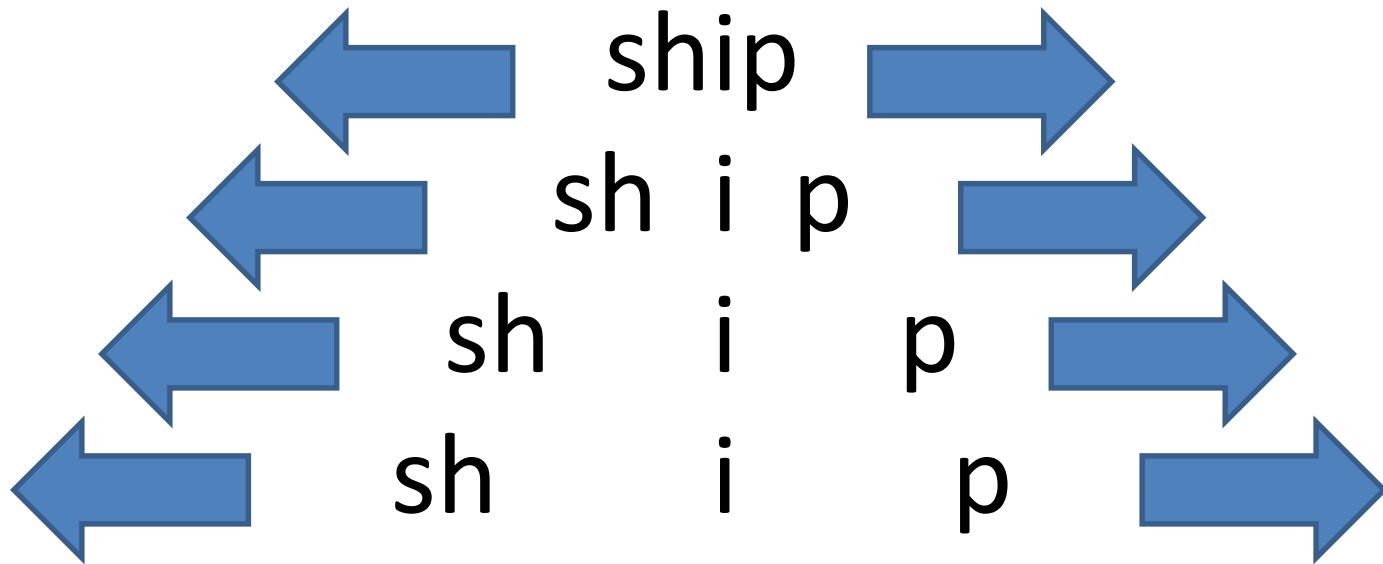
- ★ phoneme
- ★ grapheme
- ★ digraph
- ★ split digraph
- ★ trigraph – a phoneme represented by three letters e.g. igh, air, ear, etc.
- ★ segmenting
- ★ blending
- ★ common exception words

TERMINOLOGY

- ★ phoneme
- ★ grapheme
- ★ digraph
- ★ split digraph
- ★ trigraph
- ★ segmenting – pulling words apart into phonemes (“decoding”)
- ★ blending
- ★ common exception words

SEGMENTING

- Pulling words apart into phonemes

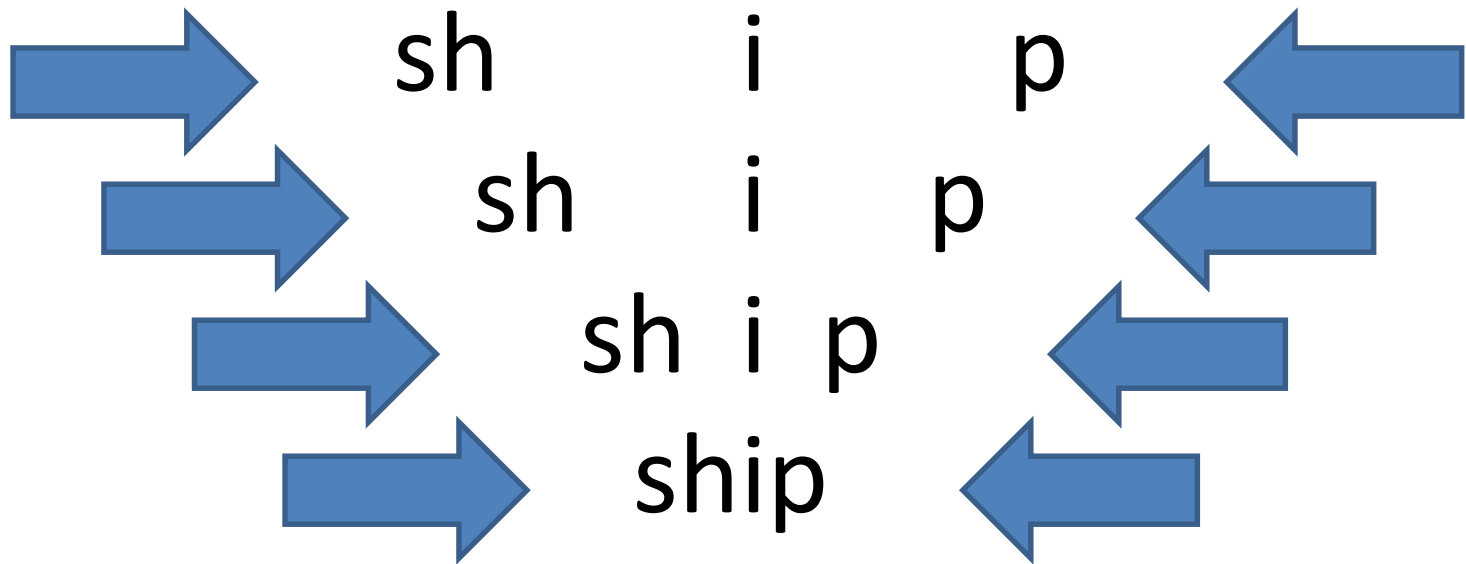


TERMINOLOGY

- ★ phoneme
- ★ grapheme
- ★ digraph
- ★ split digraph
- ★ trigraph
- ★ segmenting
- ★ blending – pushing phonemes together into words (“encoding”)
- ★ common exception words

BLENDING

- Pushing phonemes together into words



TERMINOLOGY

- ★ phoneme
- ★ grapheme
- ★ digraph
- ★ split digraph
- ★ trigraph
- ★ segmenting
- ★ blending
- ★ common exception words – words that we cannot segment and blend to read (“Red Words” or “tricky words”)

ENGLISH ALPHABETIC CODE

- 44 sounds in the English language
- 26 letters that work singly, in pairs and sometimes in threes to represent one sounds.
- Over 150+ graphemes (letter combinations)
- One of the most complex alphabetic codes in the world.

SOUND DISCRIMINATION

How many different ways can you make the ai sound?

a_e - as in cake, bake, lake

ay - as in pay, stay, ray

ey - grey, obey, survey

ai - rain, pain, drain

ea - break, steak, great

eigh - eight, neigh

SPEED SOUNDS SET 1 AND SET 2

First the children learn one way of reading and writing every sound and these are displayed in classes on our simple speed chart.

Consonant sounds – stretchy

f	l	m	n	r	s	v	z	sh	th	ng
										nk

Consonant sounds – bouncy

b	c	d	g	h	j	p	qu	t	w	x	y	ch
	k											

Vowel sounds – bouncy

a	e	i	o	u
---	---	---	---	---

Vowel sounds – stretchy

ay	ee	igh	ow
----	----	-----	----

Vowel sounds – stretchy

oo	oo	ar	or	air	ir	ou	oy
----	----	----	----	-----	----	----	----

SPEED SOUNDS SET 3

The children then learn alternate spellings for the sounds they already know and these are displayed on our complex speed charts.

Consonant sounds

f	l	m	n	r	s	v	z	sh	th	ng
ff	ll	mm	nn	rr	ss	ve	zz	ti		nk
ph	le	mb	kn	wr	se		s	ci		
					c		se			
					ce					

b	c	d	g	h	j	p	qu	t	w	x	y	ch
bb	k	dd	gg		g	pp		tt	wh			tch
	ck				ge							
	ch				dge							

Vowel sounds

a	e	i	o	u	ay	ee	igh	ow
	ea				<u>a-e</u>	<u>e-e</u>	<u>i-e</u>	<u>o-e</u>
					ai	y	ie	oa
						ea	i	o
						e	y	

oo	oo	ar	or	air	ir	ou	oy	ire	ear	ure
<u>u-e</u>			oor	are	ur	ow	oi			
ue			ore		er					
ew			aw							
			au							

PRONUNCIATION



It's really important that children learn how to sound the letters out correctly. You don't say the letter name when you sound letters out and sometimes it's easy to mispronounce sounds like saying 'muh' instead of 'mm'.

<https://schools.ruthmiskin.com/training/view/hNivso8A/7psuvFwF>

WHAT DOES A PHONICS LESSON
LOOK LIKE?

READ WRITE INC. PHONICS DAILY LESSONS

Speed sounds!



We teach the children sounds....

Alongside this we continue to read children books so that they can enjoy a range of books and hear them read with expression.



We then teach them to read and spell words with those sounds in them...



Then we give them decodable books with those sounds in them, for the children to read.

Story book lesson



FRED

Let me introduce you to Fred.

Fred can only speak in sounds. He says d-o-g, h-a-t etc. Speaking like Fred helps children to understand that words are made up of sounds.

Fred helps children practise blending sounds together because he needs the children to say the words for him. Fred says d-o-g, children tell him the word is dog.



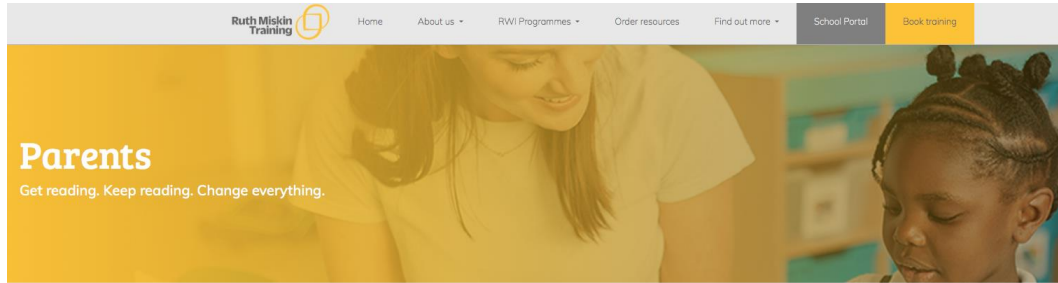
TEACH SPELLING USING FRED FINGERS

We use Fred Fingers to help children sound out words to spell easily. It means they do not have to memorise lists of spelling words. It is a tool so they will be able to spell any word.

[Ruth Miskin School Portal](#)



FREE VIDEO TUTORIALS (RUTHMISKIN.COM)




Read Write Inc. Phonics – information for parents

Our films show how we teach children to read and write with Read Write Inc. Phonics.

If your child is in a Read Write Inc. school or if you have bought a parent pack, the films will help you and your child practise together at home.

If you have a question for us, please get in touch via our [Facebook](#) and [Twitter](#) pages.



WHAT CAN I DO?

1. Use pure sounds, not letter names
2. Use Fred Talk to read and spell words
3. Listen to your child read their Storybook as much as possible
4. Read stories to your child every day

WHICH BOOKS WILL CHILDREN BRING HOME?



In your child's book bag, they will bring home:

- the Storybook they have read in class to practise reading what they can already read.
- a book bag book that is unfamiliar to the children, but will contain the same sounds they have been learning that week.
- a picture book to share with you that they have chosen themselves from the school library. You can read the story to them or they can retell the story by looking at the pictures. They are not expected to read the story themselves.


ONLINE RESOURCES AVAILABLE

- Ruth Miskin Parents' Page:
- <http://www.ruthmiskin.com/en/parents/>
- Ruth Miskin Facebook:
- <https://www.facebook.com/miskin.education>
- Free e-books for home reading:
- <http://www.oxfordowl.co.uk/Reading/>

OUR SCHOOL WEBSITE

The screenshot shows a web browser window with the URL <https://www.stcuthberts.surrey.sch.uk/phonics-and-reading/>. The website has a dark red header with the school's logo and navigation links: Home, Our School, Key Information, News and Events, Children, Parents, and Community. The 'Key Information' link is highlighted, and a dropdown menu is visible with the following items: Admissions, British Values, Curriculum, Phonics and Reading, Early Years Foundation Stage, Financial Information, Inspection 48 report, KS1 and KS2 SATS results, Policies, and Pupil Premium. The main content area is titled 'Phonics and Reading' and includes a breadcrumb trail: Home >> Key Information >> Phonics and Reading. Below this, there are two sections: 'What is Read Write Inc Phonics?' and 'Who Teaches RWI Phonics?'. The footer contains a visitor count of 121028, links to Sitemap, Cookie Information, and Website Policy, and a copyright notice for St Cuthbert's Catholic Primary School. The website was designed by PrimarySite.

← → ↻ 🏠 🔒 <https://www.stcuthberts.surrey.sch.uk/phonics-and-reading/> 🔍 📄 ⭐ 📁 👤 ⋮

 **St Cuthbert's Catholic**
Primary School

Home Our School **Key Information** News and Events Children Parents Community

Phonics and Reading

Home >> Key Information >> Phonics and Reading

What is Read Write Inc Phonics?

Read Write Inc. is a government backed phonics scheme that provides consistent routines, enables children to achieve high levels of literacy, the key to all learning and we are fully committed to making sure that all children achieve this.

Who Teaches RWI Phonics?

We have a dedicated team of Teachers and Teaching Assistants who are referred to as RWI Tutors. They are passionate about phonics and training purposes. The scheme is overseen by the Reading and Writing Committee. The teaching is high quality and that children are focused and motivated to learn.


Admissions
British Values
Curriculum
Phonics and Reading
Early Years Foundation Stage
Financial Information
Inspection 48 report
KS1 and KS2 SATS results
Policies
Pupil Premium

gh systematic teaching and
, we believe that reading is
r the end of KS1.

d RWI training and they
ekly meetings for coaching
ns and ensure that all

121028 visitors

Sitemap Cookie Information Website Policy

All website content copyright © St Cuthbert's Catholic Primary School
Website design by  PrimarySite

🐦 🔍 📄 🔒 ⚙️