



Weekly Newsletter

St Cuthbert's Catholic Primary School



Week ending 10th October 2025

Dear All

It was lovely to see all the children brightening up the day in their yellow themed outfits! It is so important to take the time to mark events like Mental Health Day and ask the children, and adults, to reflect on their wellbeing. The wellbeing ambassadors are keen to support other children in their role and this was the perfect day to introduce them to the rest of the school.

Year 1 had a lovely walk as part of their Geography studies on landmarks at the beginning of this week. It is great for them to experience the local area from a different point of view.

Parents evenings have been a great success and we have received positive feedback about the online versions for this settling in discussion. The appointments in the Spring term will continue to be in person so you can look at the children's books. Thank you for taking the time to reflect with the teachers about how your child is adapting to their new year group.

Our Year 6 children are off to their PGL residential next week - we wish them a wonderful experience and thank the staff giving up their time to accompany them.

Faith requires us to be expectant both that God will hear us and that He will respond. Through the story of the healing of the ten lepers, we explore how having gratitude for God's gifts to us, helps us to recognise that He is our Saviour.

'And He said to him, "Rise and go your way; your faith has made you well."

Luke 17:19

Have a lovely weekend.

Mrs Rainbow

"We are a Catholic community, living and learning in faith. Through the Gospel values of faith, hope, trust and love, we aim to recognise individuality and enable each other to fulfil our potential"

Fair Dojo Winners:

F **faith**

A **appreciate** and **articulate**

I **independence** and **initiative**

R **respect** and **resilience**

This weeks winner is **Holly** in Reception for being independent in her play and always trying hard.

Kaia in year 1 for being independent and using her sounds to write a sentence.

Elliot in year 2 for being so articulate in sharing his ideas and being independent in all his work.

Matthew in year 3 for being articulate in his learning this week, showing great initiative and being a fantastic team player in PE.

Freddy in year 4 for working incredibly hard and showing great determination in his learning. His confidence is growing, and he is beginning to tackle new challenges with a positive attitude and a big smile!

Isabella W for an excellent display of ALL the FAIR values. She is working so hard in all aspects of school life and is a credit to Year 5.

Amelia M in year 6 For being articulate and independent in all lessons.



The Week That Was—KS1

Year R: This week, Reception have been continuing their learning about family and being part of God's family. We have been talking about being welcomed into the St Cuthbert's family and had a 'play date' with our year 5 buddies to help us continue to make friends. In English we have been reading the story 'Five Minutes Peace' and then drew pictures of the people in our family and used the sounds we know to write alongside our pictures. In maths we have been using numbers to 5 to learn how to use a 5s frame and to be able to subitise quantities by spotting patterns in those quantities, rather than counting them.

Year 1: Year 1 have had another brilliant week. In RE, we learned about Laudato Si and everything that we can do to make sure the world is beautiful and cared for. In Maths this week, we have been learning about part-whole models and number bonds. The children have been finding this tricky but are showing excellent resilience. In English, we have been innovating our own stories based on the book Beegu. Well done Year 1!

Year 2: Year 2 have been learning about Creation at the minute in RE and looking back at our Year 1 learning of the 7 days of creation and reminding ourselves of what we did. We went on a lovely RE walk around the school to recognise God's creation and then did a lovely painting to symbolise what we found. We have also had quite a busy week with sorting out our materials into being able to tear them and not. In Maths this week we have been doing addition and subtracting which the children have been doing really well in even with some tricky concepts. In English we have been story mapping our journey story on Meerkat Mail which the children have done amazing in and other teachers have even come and watched us do it because they are so impressed. We have had another lovely week and it has also been so nice to chat to all of you this week in parents evening! Hope you have a lovely weekend and keep up the good work Year 2!

The Week That Was—KS2

Year 3: This week, we explored a rich variety of learning across our subjects. In RE, we read Psalms 8 and 19, locating them in the Old Testament and reflecting on how they help us thank God and appreciate His creations. In Science, we investigated shadows, observing how they change throughout the day using sunlight and developing our enquiry skills. In Maths, we practised subtracting 3-digit numbers across the ones and tens, using problem-solving strategies and mathematical vocabulary to strengthen our reasoning. Through RSE and Citizenship, we discussed different types of relationships and shared ideas on how to care for our wellbeing and resolve conflicts kindly and respectfully

Year 4: In Year 4 this week in RE we have been learning about the scripture from Genesis 22:1-18 'The Command to Sacrifice Isaac' and we have been making our very own 'Abraham's guide of how to trust in God' to help people to understand how to have faith and trust in God, even when times are hard. In Maths we have been learning how to add two 4-digit numbers, starting with no exchange, then one exchange and finally with more than one exchange. In English we have started our new unit of work - Biographies. We have explored the features of a model text; story mapped the text and boxed up ideas from the model text ready for us to innovate our next set of ideas. In Science we have been learning about evaporation and condensation. In Art we peer assessed each other's soap sculptures and then learnt about the different techniques used to make wire sculptures. After practising the techniques, we created our own wire sculpture.

Year 5: In Y5 this week, the class have been learning about which commandment Jesus said was the greatest! The children learnt about Jesus' summary of the Law and that the greatest commandment is to love God with all our hearts, souls and minds, but the second is to love your neighbour as yourself. We follow this Golden Rule at St. Cuthbert's too. In Science, the class researched the properties of materials and created visual posters explaining the advantages and disadvantages of particular materials. In English, the class have started a new unit based on information texts. They have done an excellent job of rehearsing the text and recalling it off by heart. In Maths, the children have been using inverse operations to check their answers. This required knowing fact families for numbers too! In Geography, the class following on from their fieldwork the previous week and looked into the changes that EGVRA would like to make to the local village.

Year 6: This week, Year 6 explored our responsibility as Catholics to make thoughtful choices about what and how much we buy. We reflected on *Laudato Si'* and the second account of Creation in Genesis, considering how our actions impact the world God has entrusted to us. In Geography, we studied shifting cultivation in the Amazon rainforest and discussed its environmental effects, linking our learning to stewardship and sustainability. A highlight of the week was the arrival of our Leavers' Hoodies—there was lots of excitement as we tried them on and imagined the adventures ahead at PGL next week! We also made a special pledge to care for our Prayer Garden, ensuring it remains a peaceful and beautiful space for everyone. It's been a week full of learning, reflection, and joyful anticipation as we continue to live and learn in faith.



Parent Newsletter



<https://www.tentenresources.co.uk/prayers-for-home/parent-newsletter/>



Month of October

This month is very special as it is the Month of the Rosary.

Family Prayer Leaf

This as set at home learning. Thank you so much for the beautiful leaves that have been sent into school. If yours is still at home you have time to bring it in for it to be placed on our prayer tree.

Rosary Beads

We have full class sets of Rosary Beads for the children to pray with every day. If your child wishes to bring in their own set from home, they are very welcome to but ensure they are labelled and understand the risk of lost, broken and stolen when bringing items in from home.

KS2 Prayer Challenge



KS2 will be praying a decade of the Rosary each day in October and travelling with Mary through the mysteries of the Rosary each day. If you wish to join in at home, the link to the website is here.

The Mark 10 Mission - The Rosary Challenge

Break Time prayer group

Our prayer leaders will be taught how to lead on the Rosary and will set up a break time prayer group on Mondays. We look forward to spending time in Our Lady's prayer garden to spend some quiet time with her.

Month of October

The rosary

Colour in a bead as you pray each prayer in the rosary together.

The Apostles Creed

I believe in God,
the Father almighty,
Creator of heaven and earth,
and in Jesus Christ, his only Son, our Lord,
who was conceived by the Holy Spirit,
born of the Virgin Mary,
suffered under Pontius Pilate,
was crucified, died and was buried;
he descended into hell;
on the third day he rose again from the dead;
he ascended into heaven,
and is seated at the right hand of God the Father almighty;
from there he will come to judge the living and the dead.
I believe in the Holy Spirit,
the holy catholic Church,
the communion of saints,
the forgiveness of sins,
the resurrection of the body,
and life everlasting. Amen.

Hail Mary

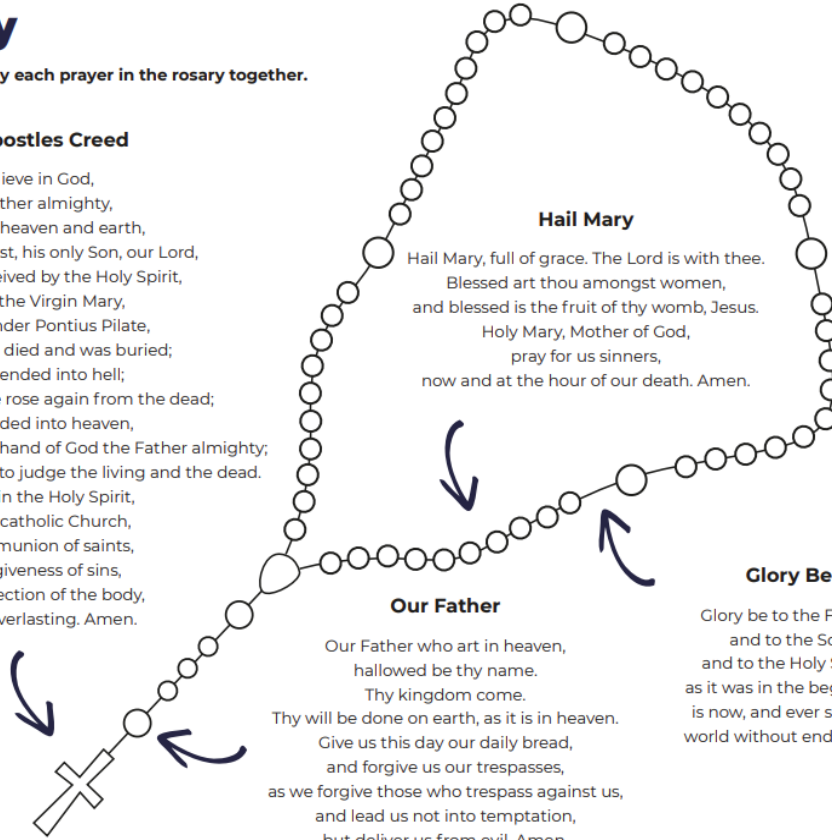
Hail Mary, full of grace. The Lord is with thee.
Blessed art thou amongst women,
and blessed is the fruit of thy womb, Jesus.
Holy Mary, Mother of God,
pray for us sinners,
now and at the hour of our death. Amen.

Our Father

Our Father who art in heaven,
hallowed be thy name.
Thy kingdom come.
Thy will be done on earth, as it is in heaven.
Give us this day our daily bread,
and forgive us our trespasses,
as we forgive those who trespass against us,
and lead us not into temptation,
but deliver us from evil. Amen.

Glory Be

Glory be to the Father
and to the Son
and to the Holy Spirit,
as it was in the beginning
is now, and ever shall be
world without end. Amen.



Charity no 160384, and a company limited by guarantee no 09387298. Illustration: CAFOD

Autumn Term 1 Diary Dates

Monday 13th - Friday 17th October	Year 6 PGL Residential Trip
Monday 20th October	Individual & Sibling Photographs in school - full school uniform to be worn
Wednesday 22nd October	School Tours for prospective parents
Wednesday 22nd October	Sports Crew Training (year 5 - applicable parents have been emailed)
Monday 27th - Friday 31st October	Half Term
Friday 31st October	Secondary School Application Deadline (Surrey)
Monday 3rd November	Children back to school for Autumn Term 2
Monday 3rd November	9am All Souls Mass in school (parents welcome)



Autumn Term 2 Diary Dates

Monday 3rd November	Surrey Nursing Team in school (flu vaccinations & Reception/Year 6 heights & weights)
Tuesday 4th November	9am - Year 4 parent talk with Miss Galvin regarding High Ashurst
Wednesday 5th November	Year 4 Egyptian Workshop in school - children to dress up (payments due via Scopay)
Thursday 6th November	Year 3 Stone Age Workshop in school - children to dress up (payments due via Scopay)
Friday 7th November	Year 6 to visit Englefield Green Memorial for a Remembrance Service (11am)
Monday 10th November	Start of Antibullying Week
Monday 10th November	Odd Socks Day
Tuesday 11th November	Remembrance Day
Wednesday 12th November	Year 6 Junior Citizen at Thorpe Park
Wednesday 12th November	Fire safety talks in school for Year 2 & Year 5
Thursday 13th November	World Kindness Day
Thursday 13th November	Year 2 Great Fire of London Workshop in school (payments due via Scopay)
Friday 21st November	Mufti Day - bring a bottle (donations for the PTA Christmas Tombola)
Sunday 23rd November	PTA Christmas Fair
Monday 24th November	St Cecilia House Day - house t-shirts to be worn for children in this house
Thursday 27th November	NSPCC Speak Out Stay Safe Programme in school (assemblies and workshops)



Autumn Term 2 Continued Diary Dates

Thursday 27th November	1pm School Tours for Prospective Parents
Monday 1st December	Inset Day (St Francis of Xavier) School closed to all pupils
Thursday 4th November	Exposition of the Blessed Sacrament
Wednesday 3rd December	Year 5 Anglo-Saxon Workshop in school (costumes to be worn)
Saturday 6th December	6pm Mass in Church - Choir to sing (school uniform to be worn). Choir children to arrive at 5:30pm to meet Mr Ellson
Tuesday 9th December	KS1 Nativity performance to parents
Thursday 11th December	EYFS Nativity performance to parents
Friday 12th December	Christmas Jumper Day
Tuesday 16th December	KS2 Advent Service in Church
Friday 19th December	Last day of term. Children finish at 1:15pm. No After School Club.





Year 5 Boys Football Club

Scheduled games so far:

ST CUTHBERTS YEAR 5
BOYS

MATCH SCHEDULE

Wednesday 15th October | 3:30 PM

ST CUTH VS SAYES COURT

Wednesday 5th November | 3:40 PM

STEPGATES VS ST CUTH

Wednesday 10th December | 3:30 PM

ST CUTH VS ONGAR PLACE

Wednesday 11th February | 3:40 PM

ST CHARLES VS ST CUTH

6

Year 6 Boys Football Club

Scheduled games so far:

ST CUTHBERTS YEAR 6
BOYS

MATCH SCHEDULE

Wednesday 8th October | 3:30 PM

ST CUTH VS THOPRE C OF E

Wednesday 5th November | 3:40 PM

ST CUTH VS LYNE & LONGCROSS

Wednesday 10th December | 3:40 PM

ST JUDES VS ST CUTH

VS



Year 5/6 Girls Football Club



Scheduled games so far:

ST CUTHBERTS YEAR 5 / 6
GIRLS


MATCH SCHEDULE

Monday 8th December | 3:30 PM

ST CUTH	VS	MANORCROFT
	VS	
	VS	
	VS	

Wake Up Weekly Bulletin

At National Online Safety we believe in empowering parents, carers and trusted adults with the information they need to hold an informed conversation about online safety with their children, should they feel it is needed. This guide focuses on one platform of many which we believe trusted adults should be aware of. Please visit www.nationalonlinesafety.com for further guides, hints and tips for adults.



Conversation starters for parents and carers: ONLINE CONTENT



Trying to start a conversation about online safety with children can be a daunting task. There are many reasons why children may not want to talk to adults about it. One might be that they don't think you'll understand or that you won't know how to help if they came to you with an online problem. It can also be hard to start a conversation about something that you might have limited knowledge about. However, with screen time increasing during the lockdown, it's important now more than ever, to be talking to children about what they are accessing online.

1 ASK THEIR MOTIVATION

Sometimes it's easy to assume we know why children choose certain games or apps. It can seem obvious, like the child interested in football will be enthusiastic about the new FIFA game. But sometimes it can be more subtle than that. It could be that it's an outlet for their creativity or it might be that they like the look of the main character. Learning their motivation and knowing why they like it can help advising them on how to use it safely and help you discuss the pros and cons.



6 MAKE TIME TO LISTEN

When your child can't wait to tell you about their new game, always try and listen to what they say. We always have a lot on our minds, so it's easy for us to drift off onto other things which may be more important. However try to stay involved and ask them more details about aspects of the game/app. Children will appreciate your interest and the more questions you ask, the more you can find out. If you act uninterested, then they are less likely to tell you about it again in the future.



2 CULTIVATE A BLAME FREE CULTURE

Children can often blame themselves if they come across something that scares them or makes them feel uncomfortable. There will be times when your child has gone against something that you have forbidden, however, most children do not intend to put themselves at risk. Therefore, it's important that your child is able to come to you with a problem and won't be blamed for it. Try to understand what happened and why and warn them of the dangers once more. Engaging in a 'told you so' dialogue or suggesting they are in trouble for not listening may deter them from reporting any future concerns.



7 ASK THEM TO BE THE TEACHER

Showing an interest in what children are accessing online is a great opportunity for you to learn something new as well. Children on the whole love sharing their experiences so by asking them to teach you how to use an app or play a game is not only a great way to bond, but you will also feel more empowered to talk about it. It is easy to shy away from conversations when the child perhaps knows more about the subject content than you do. This can help to turn this around.



3 SHARE PERSONAL EXPERIENCE

Starting a conversation by sharing something that you've seen or that has made you feel uncomfortable can be a great opener. Talking about your own feelings can help children realise that it isn't just them - adults can be affected too. You can then go into how you coped with it therefore indirectly giving children advice on how they can also cope in uncomfortable situations. You can also explain that the reason that you've chosen to talk to them about it is because talking helps. Children will hopefully be able to see the parallels in the experiences and mimic your behaviour in future.



8 USE SCHOOL MESSAGING

It might be that your child's school has sent out a message about the Childline number or to remind children to use the CEOP button to report content. Ask the children what they learned about these at school. When would they use the Childline number? When would they need to use the CEOP button? What does it look like? Asking the children why the school thought that the information was so important that they sent out a message about it reinforces what they learnt whilst at school.



4 TALK ABOUT THE NEWS

Asking children what their response is to news stories around online safety can be revealing. For example, there has been a recent survey conducted by the BBFC who are currently campaigning for the application of age ratings and content warnings on video sharing platforms. What do they think about this? Can they think of a time when this would have helped themselves or someone they know? Are they against the idea? If so, why? Could they be accessing something they shouldn't be?



9 ASK ABOUT THE RISKS

Many children may know what online risks are and will happily explain the potential dangers. Listen and try not to be overly shocked if they tell you something that disturbs you. This can then lead nicely into you asking the question about what steps they are taking to look after themselves or what help they could seek if something goes wrong. Sometimes it's just nice to know that your children know the dangers and have taken steps to help reduce the risk for themselves - this is the ultimate goal.



5 ASK FOR ADVICE

It could be that you really do have a friend at work who is debating whether or not to let their child do something online, or it could be that you're bending the truth slightly, but hopefully the outcome would be the same. Don't be afraid to ask others for advice. Not only why they should let the child use it, but also what would they tell the child to be aware of. What are the risks? This will help you understand the risks yourself and what to look out for in future.



10 ASK ABOUT RESPONSIBILITIES

Try asking open ended questions about roles and responsibilities online. Who is in control of the internet? Who is looking after you whilst you are online? Who decides what is appropriate for children to see? This can reveal a lot about a child's perception about who is responsible for their online safety. If they believe that it is up to everyone else to keep them safe, then you know you need to have a conversation about how they can reduce their own risk.



Meet our expert

Heather Cardwell is a practising Online Safety Lead and senior school leader who is passionate about safeguarding children online and educating them around online risks. She has over 10+ years as a Computing Lead and has successfully developed and implemented a whole school approach to online safety in schools, delivering online safety training to both school staff and parents and helping to roll-out a bespoke online safety policy across her local network of education settings.



11 ASK ABOUT SCHOOL ADVICE

Sometimes it's hard to know what to warn children about. If there is a new app or game that your child has come across recently, ask them what they think their teacher would say about it. What advice would school give them? What have they been told about trusting people online or about fake news? Finding this out would be a good way to hear what advice they were given at school and help you reiterate the same message. Quick reminders about what to do if something makes them feel uncomfortable or who their trusted adults are can make all the difference.



Macmillan Coffee Morning



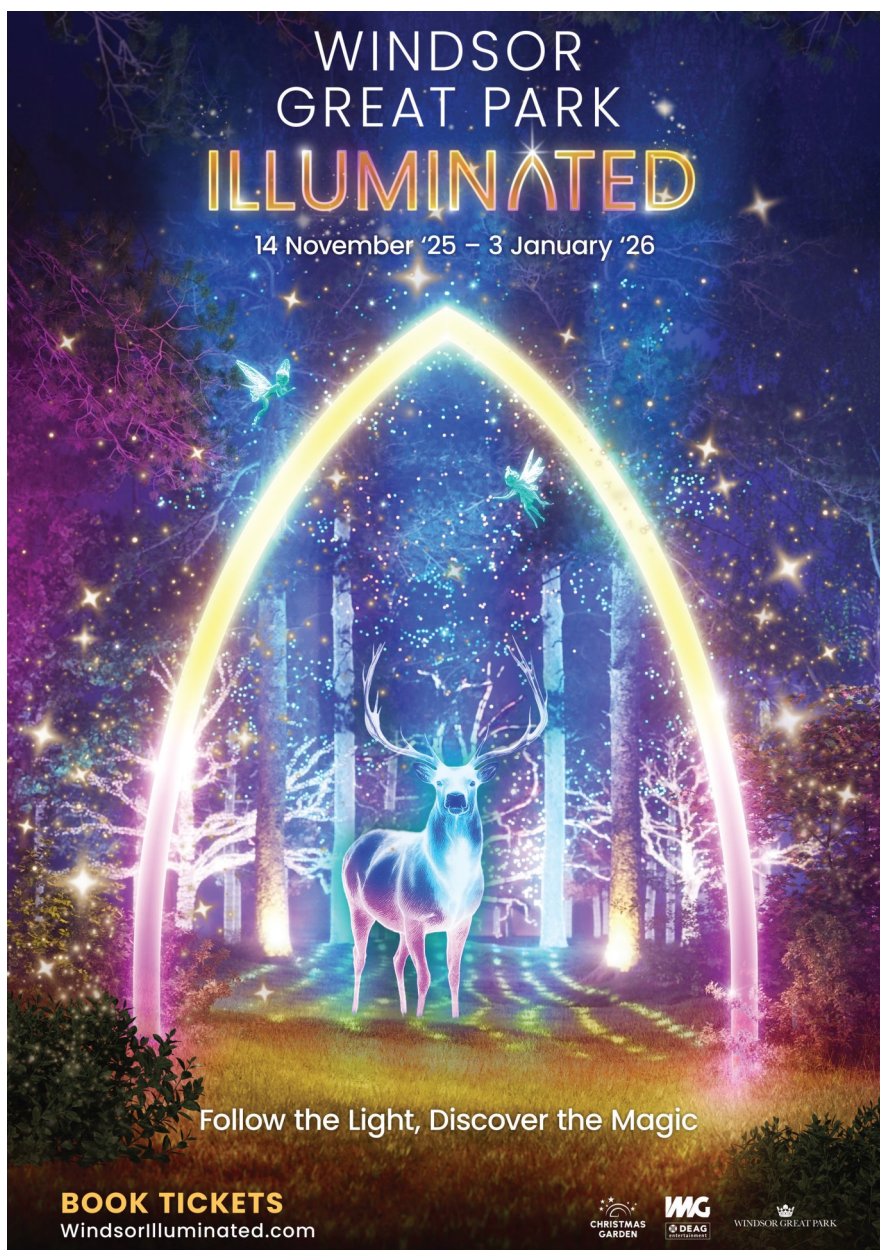
We are very pleased to announce we raised **£225** from our Macmillan Coffee Morning.

Our very generous PTA donated **£100** from the tuck shop takings that week—thank you!

The grand total raised by St Cuthberts was *****£325*****

A very big thank you to everyone who helped support such a worthy cause.

Flyers:



🎄 A Magical Family Adventure at Windsor Great Park Illuminated! 🎄

From **14 November 2025 – 3 January 2026**, Windsor Great Park will sparkle with a brand-new illuminated trail, filled with dazzling new displays and returning favourites like the iconic Field of Light and Fairies.

It's the perfect festive outing for families and friends – wander through glowing woodland, watch colourful fountains dance, and stop to toast marshmallows or enjoy hot chocolate under the stars. Best of all, the trail is **dog-friendly every evening**, so even four-legged family members can join in the fun.

New for this year: **Low Sensory Sessions on Tuesday 25 November**, offering a calmer way to enjoy the magic.

Tickets sell quickly, so book early to make magical memories your family will treasure.

www.windsorilluminated.com

Flyers:



**For All
The
Family**

**1st Saturday
of the month
1.30pm-3.30pm**

Museum Makes

Join us for a fun family craft activity where imagination
meets history in a hands-on experience for all ages!



**FREE
DROP IN
SESSION**



Chertsey Museum, 33 Windsor Street, Chertsey KT16 8AT
chertseymuseum.org



October Holiday Activities

**Egg Carton Animal
Portraits**
Tuesday 28th Oct
11am-12pm or 2-3pm
Ages 5-12, £4.00
Come along to the museum and
create an animal portrait from an
egg carton!

**Spooky Skeletons and
Witches' Potion**
Thursday 30th Oct
11am-12:30pm or 2-3:30pm
Ages 5-12, £4.50
Create a paper skeleton decoration
and then mix up a witches' potion!

All 5 year olds must be accompanied.
Booking is essential for all activities

Book online at
<https://chertsey-museum.arttickets.org.uk> or
by phone: 01932 565 764



www.chertseymuseum.org/events
Call 01932 565764 to book your place



Flyers:



HALLOWEEN
active soccer

Football Camp
27th - 31st October

£100 full week
£23 per day
9am-3pm

SCAN ME

FA QUALIFIED COACHES
ALL STAFF DBS CHECKED

The flyer features a dark orange background with a central photograph of two soccer players in black and red kits celebrating on a field at night. The field is decorated with several glowing jack-o'-lanterns. A small skeleton is visible in the background. The top of the flyer has the text 'HALLOWEEN active soccer' and 'Football Camp 27th - 31st October'. A price box in the lower center contains the text '£100 full week', '£23 per day', and '9am-3pm'. To the right of the price box is a QR code with the text 'SCAN ME' above it. The bottom left corner features a document icon with a checkmark and the text 'FA QUALIFIED COACHES ALL STAFF DBS CHECKED'. The top left corner has a cartoon skeleton, and the top right corner has a cartoon ghost and a moon.

Flyers:

STANDARD DAY
10AM-4PM

EARLY DROP &
LATE PICK UP
AVAILABLE

Ofsted REGISTERED
XT club
by active

**HALLOWEEN
HALF TERM**

27TH - 31ST OCTOBER

THIS OCTOBER WE WILL HAVE A HALLOWEEN THEMED WEEK WITH PUMPKIN CARVING, SPOOKY FOOD TASTING, GHOSTLY GAMES, COSTUME DRESS UP DAY AND LOTS OF HALLOWEEN THEMED CRAFT ACTIVITIES.

 **Manorcroft Primary School, Wesley Drive, Egham, TW20 9LX**