






## School Uniform

We are very proud of our smart school uniform. We have a few items that are bespoke to St Cuthbert's which may be purchased from our local stockist School Uniform Direct (SUD), in Staines. Though for much of the uniform, it can be found in high street stores.

The following items with school logo are only available from School Uniform Direct:

school bags, school ties, school V neck jumper and cardigan, PE Technical T-Shirt and PE Quarter Zip top

	WINTER UNIFORM	SUMMER UNIFORM
<b>BOYS:</b> 	Long or short sleeves plain white shirt– with <b>button fastening</b> (no velcro buttons) Grey trousers School tie (elasticated for children Years R, 1 & 2) School V-neck jumper Grey socks	<i>As for winter with the following changes:</i> Grey shorts (no longer than the knee) Sunhat / cap recommended (no bright colours)
<b>GIRLS:</b> 	Grey pinafore dress for Years R, 1 & 2 Grey skirt for KS 2 White blouse School cardigan/jumper Grey/maroon tights School tie for KS 2 ( <b>not</b> elasticated)	Gingham dress ( <b>pink</b> ) White socks Sunhat / cap recommended (no bright colours) 

	PE Kit	
 	<b>All</b> Black shorts - no cycling shorts School burgundy Technical T-shirt School black Quarter Zip top Black track suit bottoms (unbranded; quick dry version) Ankle length white plain sports socks (not trainer socks) Trainers (no bright colours)	<b>Additionally for KS2</b> KS2 girls can wear skorts instead of shorts (no cycling shorts) During the late autumn term and spring term we ask that children have a spare pair of shoes and socks to change into after PE, especially when lessons are on the field.

	Other
<b>Shoes</b>	<b>GIRLS:</b> Black, flat or low heeled shoes. Ballerina style slip-on shoes are not suitable. <b>BOYS:</b> Black school shoes No boots or sandals. Trainers may only be worn on PE days (no bright colours).
<b>Hair</b>	<b>GIRLS:</b> Hair that is shoulder length or longer, should be fully tied back. No extremes of fashion or applied hair colourings. Plain hair accessories in school or plain colours (Black, brown, maroon, soft pink) <b>BOYS:</b> Hair should be smart and should not cover the eyes and hinder learning. Hair should be no shorter than number 2 cut. Tram lines, dyed hair and other extremes of fashion are not allowed. Hair longer than collar length must be tied back.
<b>Make Up</b>	No make up to be worn.
<b>Jewellery &amp; watches</b>	No jewellery should be worn in school (this includes earrings). Children may wear a plain watch in KS 2 if they are able to tell the time (no Fitbits or smart watches or step trackers that connect to the internet)
<b>House T-Shirt</b>	All children are assigned to one of the four houses, which are named after saints and all have a different colour. House T-shirts can be bought via the school office and are £6 each (payable via Scopay)
<b>Coat / jacket</b>	Dark coat/fleece (previous branded burgundy items are still ok to be worn) Waterproof jacket (to stay in school bag)

# St. Cuthbert's Catholic Primary School

Bagshot Road, Englefield Green, Surrey TW20 ORY



<b>School bags</b>	<p><b>Reception:</b> A St Cuthbert's bookbag</p> <p><b>Years 1 &amp; 2:</b> A mini St Cuthbert's rucksack as well as small burgundy drawstring PE bag</p> <p><b>KS2:</b> Larger St. Cuthbert's rucksack or any other non-branded, dark coloured (black or dark blue) rucksack that is big enough to hold lare books and folders. Large burgundy drawstring PE bag</p>
--------------------	---



For further information on the way we use your data, please see the Xavier Catholic Education Trust Privacy Notice. This can be found on the Xavier Catholic Education Trust website in the 'Key Information' section under the list of [Policies](#).



# St. Cuthbert's Catholic Primary School

Bagshot Road, Englefield Green, Surrey TW20 0RY



For further information on the way we use your data, please see the Xavier Catholic Education Trust Privacy Notice.  
This can be found on the Xavier Catholic Education Trust website in the 'Key Information' section under the list of [Policies](#).

